







SCORING:

Aliens Destroyed

	Lander	150
	Mutant	150
	Swarmers	200
	Baiter	200
	Bomber	250
	Pod	1000

Scores appear at the top of the screen. The score for Player 1, or a single player, is on the left; the score for Player 2 is on the right. How many lives and Smart Bombs Defender has left is displayed above the scores.

At the end of each of the first five waves, you score 100 bonus points for each surviving humanoid, multiplied by the number of the wave. At the end of each wave thereafter, you score 500 bonus points for each surviving humanoid. The wave number and the number of bonus points appear in the center of the screen. Any humanoid you're carrying returns to the planet.

Humanoid Rescue Mission

150 points for each Lander plus:

Humanoid falls and lives	250 pts.
Caught but not brought back	500 pts.
Caught and brought back	1000 pts.

Every effort has been made to ensure the accuracy of the product documentation in this manual. However, because we are constantly improving and updating our computer software and hardware, Atari, Inc., is unable to guarantee the accuracy of printed material after the date of publication and disclaims liability for changes, errors or omissions.

#"TI" and "99/4A" are trademarks of Texas Instruments. This software is manufactured by ATARI, INC. for use on the TI 99/4A computer and is not made, sponsored, authorized or approved by Texas Instruments.



No reproduction of this document or any portion of its contents is allowed without specific written permission of Atari, Inc., Sunnyvale, CA 94086

1983 Atari, Inc. All rights reserved. Printed in U.S.A.

DEFENDER

FROM ATARISOFT™

Now, the Thrill of the Arcade Game at Home



THE DEFENDER OF WORLDS!

INSERTING THE CARTRIDGE

1. Make sure alpha-lock key is in the UP position.
2. Insert the Defender cartridge.
3. Power on the TI Home Computer.
4. Game Selection screen will appear.

JOYSTICK CONTROL

Plug the joystick into the joystick port. Using this one device, you can thrust, reverse, and change Defender's altitude — giving you unmatched freedom of the skies as you battle the invaders. Press the fire button to fire missiles.

GAME SELECTION

The options for game selection are as follows:

- One player, easy
- One player, hard
- Two players, easy
- Two players, hard

Press + (plus) key to display options one at a time to make your selection.

GAME START

Press fire button on joystick #1 to start game.

GAME PLAY KEYS, active during game play.

RESTART

The + (plus) will end game and return to option screen.

PAUSE

The 'P' key is used to temporarily pause game play. Pressing 'P' again resumes game play.

SMART BOMBS

The space bar is used to activate a smart bomb which destroys all aliens on the screen.

HYPERSPACE

Any other key causes the Defender ship to hyperspace to a random location somewhere in the playfield.

GAME END

Upon complete destruction of player's Defender ships, the game end screen is displayed for five seconds. After which the game is displayed. During the game end screen the fire button can be pressed to cause the game option screen to appear immediately.

STRATEGIES

1. Fly low. Good DEFENDER players seldom fly more than two inches above the planet, in order to protect their humanoids.
2. Mutants are not as hard to destroy as it might appear. Thrust, then reverse direction and adjust your height simultaneously, and fire.
3. Listen to the game sounds. Most of the time you'll hear a humanoid cry for help before you see it. Use the Scanner to find it. Try playing DEFENDER using the Scanner alone a few times to get a good idea of how it works.
4. You can carry a humanoid around with you so that the aliens can never destroy all ten of them without destroying you. But if you touch the planet, the humanoid will immediately jump free.
5. Use Smart Bombs only in extreme emergencies, or if there are enough aliens on the screen to push you past a 10,000 point mark.
6. When you're thrusting, move up and down and fire continuously to sweep your area clean.
7. Aliens become confused if you quickly reverse twice, giving you time to blast them.

THE SCANNER

Your view-screen shows your immediate area, but the Scanner at the top of the screen shows a much wider view. The area covered by your view-screen is bracketed in the center of the Scanner, so you can see what's happening to your right and left—a crucial factor with so many aliens around. By using your Scanner you can tell which kinds of aliens are where, and —more important — which of your humanoids are in danger. Humanoids and the different types of alien ships are distinguished by different colored blips.

ALIEN SHIPS

Each of the alien ships has a different function.

LANDERS, the first to appear, kidnap humanoids and fire white charges.

BOMBERS lay mines to trap you — you can't shoot mines, so you must avoid them.

BAITERS appear if you take too long to finish off a wave — they move faster than Defender and fire white charges as they home in on him.

MUTANTS — transformed humanoids — are very dangerous. Once a humanoid is lost to you, spare no effort in trying to destroy it. They'll fly directly above or below you (where you can't hit them) and then charge.

The **POD** is the most dangerous, because when it's destroyed it releases Swarms.

SWARMERS track you closely, so zap them as quickly as you can.

All aliens except Landers can exit at the bottom of the screen and emerge from the top, or vice versa.

RESCUING HUMANOIDS

You begin the game with ten humanoids. When a humanoid is kidnapped, it cries out for help. The Scanner is the fastest way to spot its position.

There are two ways of rescuing a humanoid: either destroy the Lander and let the humanoid fall back to the planet; or destroy the Lander, catch the falling humanoid, and carry it back to the planet. Letting the humanoid fall only works if it's low enough to fall safely. If the humanoid falls safely, you score 250 points, plus 150 points for destroying the Lander. If the humanoid dies, you score only the 150 points for the Lander.

Catching a humanoid in midair is more difficult and earns you more points. To catch a humanoid, shoot the Lander and maneuver Defender to touch the humanoid, then carry it to the planet. This earns you 1000 points, plus 150 for the Lander. If you catch the humanoid but don't return it safely, you still earn 500 points, plus 150 for the Lander.

If the Lander succeeds in carrying a humanoid to the top of the screen, the humanoid becomes a Mutant and returns to attack Defender. When all of the humanoids become mutants, or are destroyed, the planet explodes and vanishes. You continue to play and score points. With every fifth wave, a destroyed planet reappears and all ten humanoids are replaced.